


March 25th 2022



ECR Party

EU perception from Europeans

Technical information

Author:

EMG Different

Customer/buyer:

ECR Party

This Program has received partial funding from the European Parliament

Criteria followed for the sample construction:

The sample consist of 2.000 adult individuals, representative of the European socio-demographic indicators for gender, age, country and education

Method of collecting information:

Multilingual CAWI interviews

Number of people interviewed, reference universe, confidence interval:

Universe: European adult population; sample: 2.000 cases; confidence interval of estimates: $\pm 1,8\%$; contacts 10.243 (refusals 8.243 - response rate 20%)

Period in which the survey was carried out:

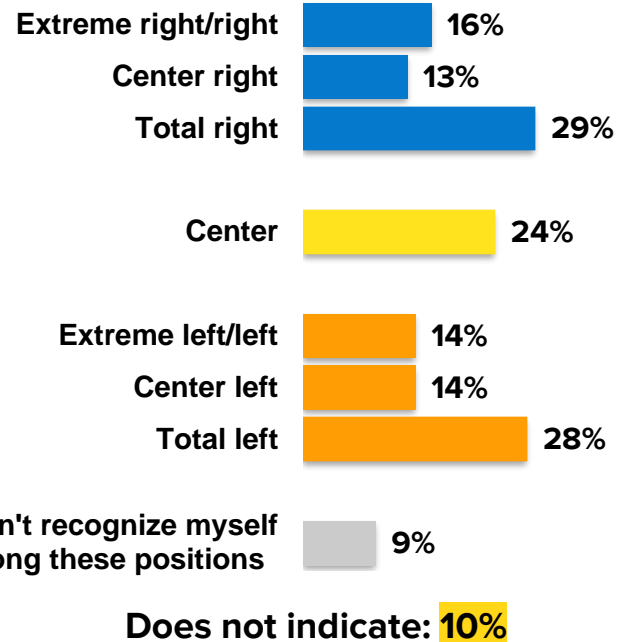
March 14th-18th

Political scenario



Political positions

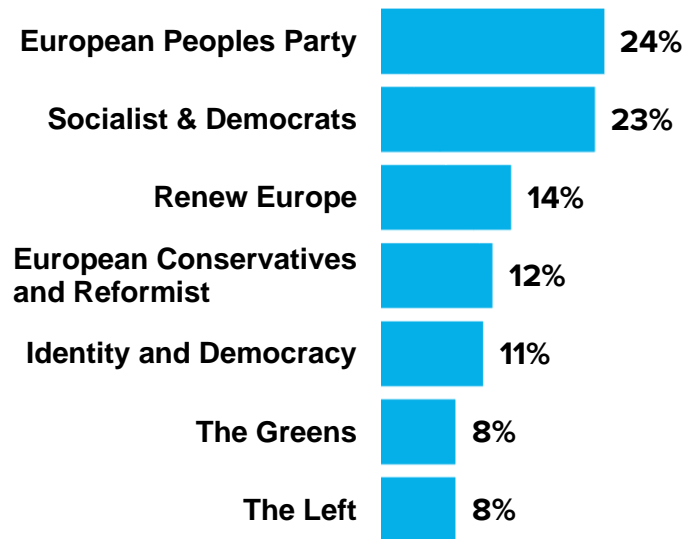
Regardless of your voting orientation, in which of the following positions would you put yourself most easily?





European parties proximity

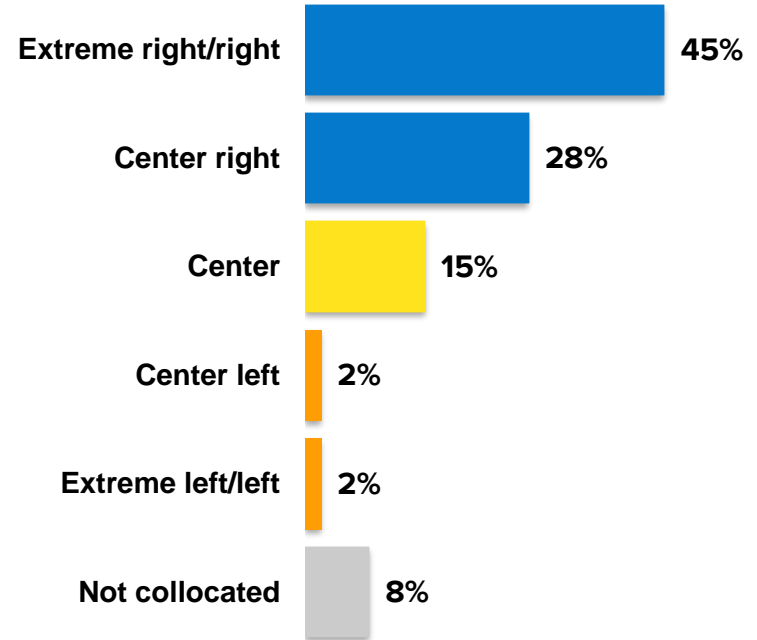
About European parties, on which of the followings parliamentary groups do you feel closest to?



Does not indicate/does not recognize among these groups: 20%



Political position of people closest to ECR party



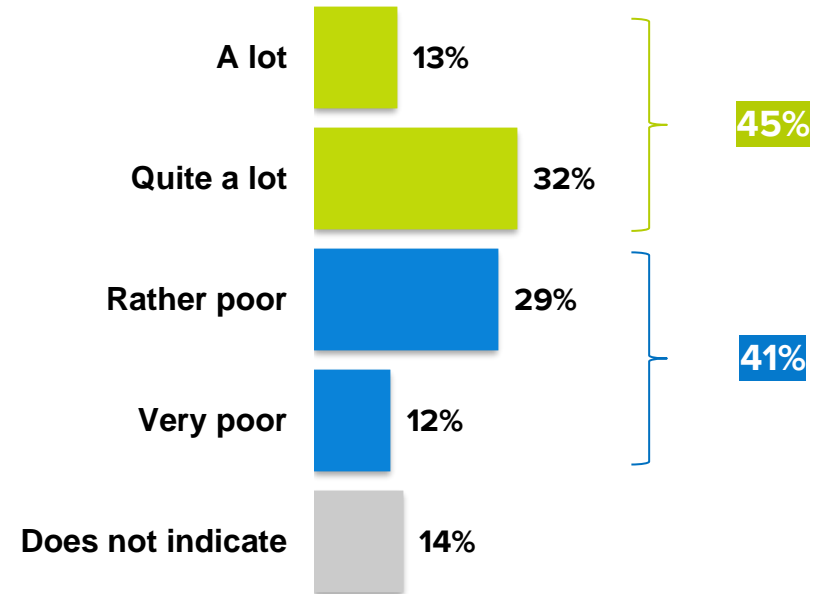
Base: closest to ECR party

Confidence in Europe



Confidence in Europe

Considering the European Union as an Institution, how confident are you in Europe?



Confidence in Europe (target)

Considering the European Union as an Institution, how confident are you in Europe?

		POLITICAL POSITION			CLOSEST TO
Total sample		Right	Center right	Center	ECR
POSITIVE	45%	40%	44%	49%	43%
A lot	13%	13%	12%	11%	14%
Quite a lot	32%	27%	32%	38%	29%
NEGATIVE	41%	52%	49%	42%	50%
Rather poor	29%	32%	31%	27%	31%
Very poor	12%	20%	18%	15%	19%
Does not indicate	14%	8%	7%	9%	7%



Confidence in Europe after pandemic

And after the Covid-19 pandemic, your confidence in Europe...

It has increased

17%

It has remained the same

45%

It has decreased

23%

Does not indicate

15%

Increased/Decreased: -6%

Confidence in Europe after pandemic (target)

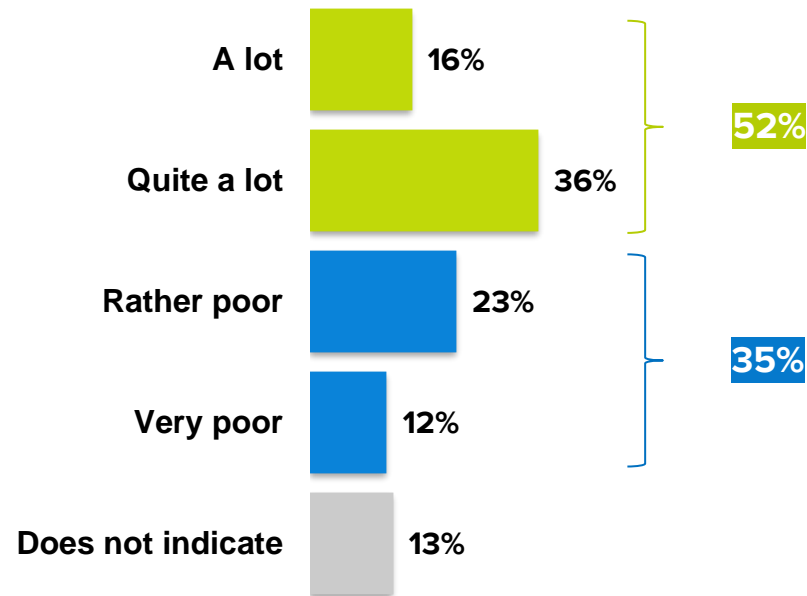
And after the Covid-19 pandemic, your confidence in Europe...

		POLITICAL POSITION			CLOSEST TO
Total sample		Right	Center right	Center	ECR
It has increased	17%	23%	17%	16%	19%
It has remained the same	45%	36%	49%	52%	43%
It has decreased	23%	31%	27%	23%	27%
Does not indicate	15%	10%	7%	9%	11%
Increased/Decreased	-6%	-8%	-10%	-7%	-8%



European pride

How much do you feel proud of being European?



European pride (target)

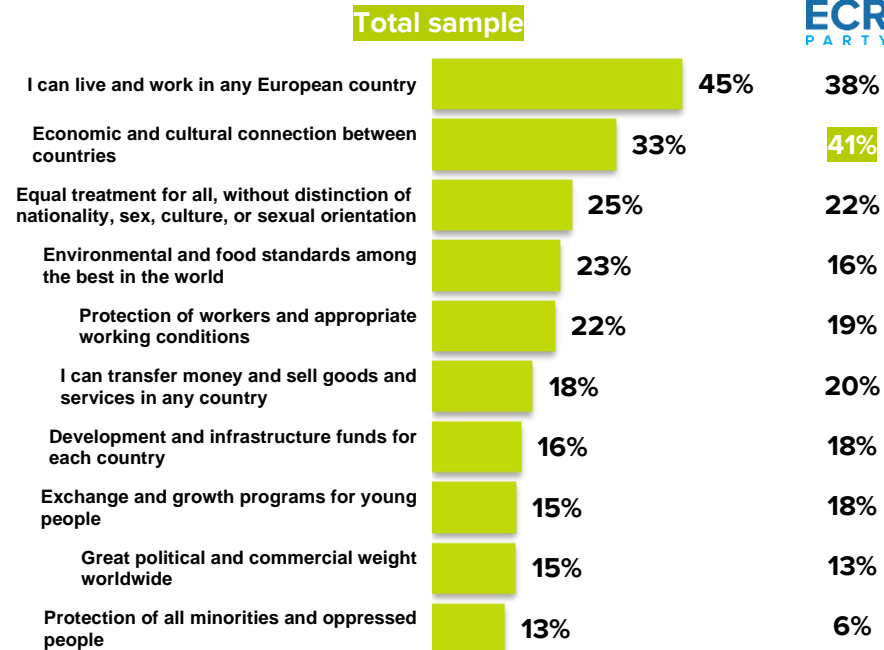
How much do you feel proud of being European?

		POLITICAL POSITION			CLOSEST TO
Total sample		Right	Center right	Center	ECR
POSITIVE	52%	42%	47%	54%	44%
A lot	16%	16%	18%	20%	17%
Quite a lot	36%	26%	29%	34%	27%
NEGATIVE	35%	50%	46%	37%	49%
Rather poor	23%	30%	30%	24%	32%
Very poor	12%	20%	16%	13%	17%
Does not indicate	13%	8%	7%	9%	7%



Reasons of European pride

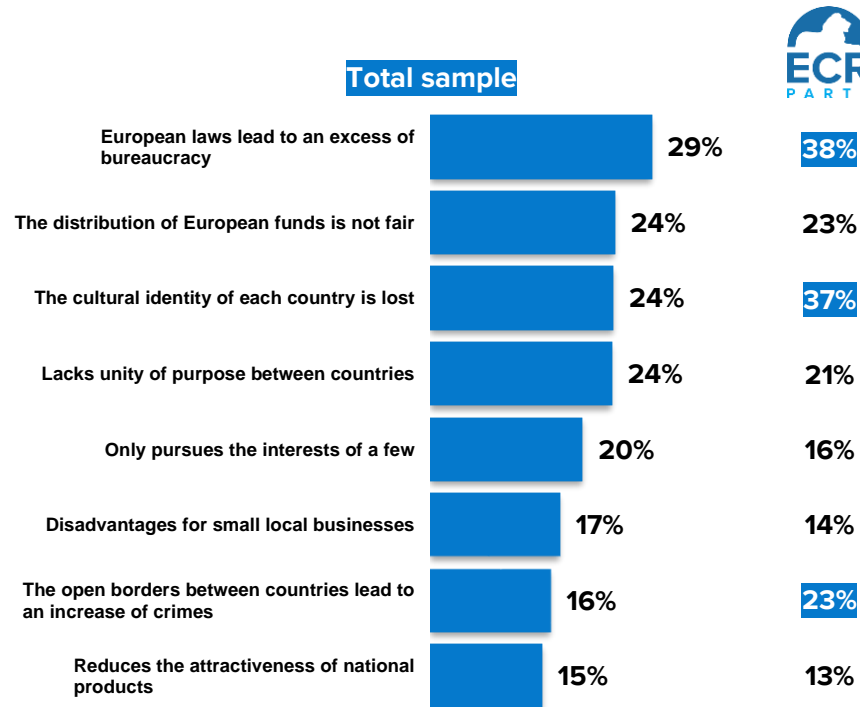
For which of the following reasons do you feel proud of being European?





Reasons of European not-pride

For which of the following reasons don't you feel proud of being European?

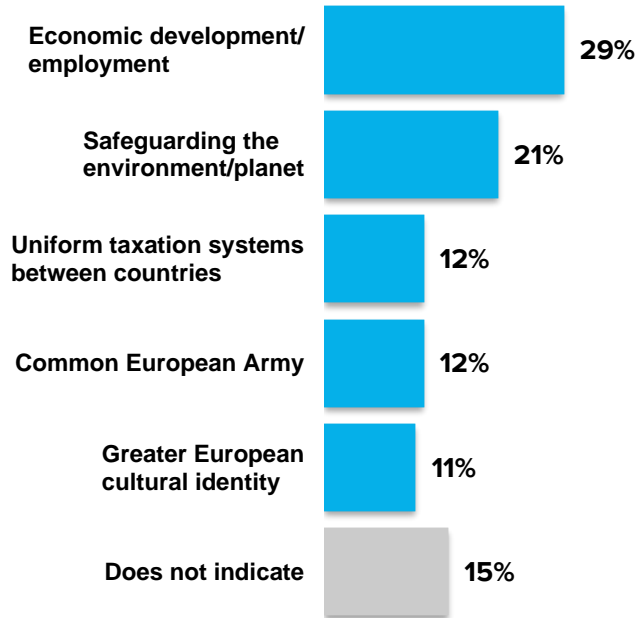


Programmatic themes



Europe: issues to focus on

On which of the following aspects, should Europe focus in the immediate future?



Europe: issues to focus on (target)

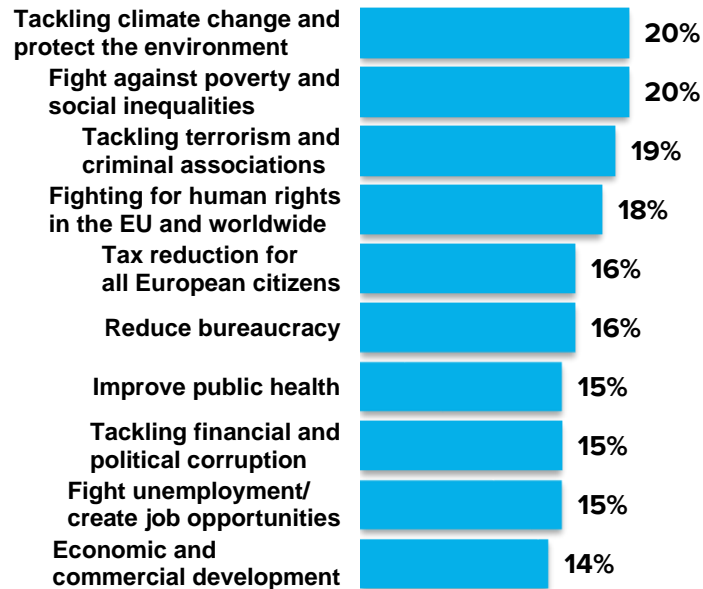
On which of the following aspects, should Europe focus in the immediate future?

	Total sample	POLITICAL POSITION						CLOSEST TO
		Right	Center right	Center	Center left	Left	Not collocated	ECR
Economic development/employment	29%	26%	40%	35%	36%	21%	16%	33%
Safeguarding the environment/planet	21%	15%	20%	15%	34%	33%	18%	13%
Uniform taxation systems between countries	12%	19%	12%	15%	5%	11%	9%	20%
Common European army	12%	15%	14%	13%	10%	12%	8%	15%
Greater European cultural identity	11%	19%	10%	12%	6%	9%	8%	10%
Does not indicate/does not know	15%	6%	4%	10%	9%	14%	41%	9%



Europe: top 10 priorities

In your opinion, to which of the following themes Europe should give priority?



*There are other priorities below the top ten

Europe: top 10 priorities (target)

In your opinion, to which of the following themes Europe should give priority?

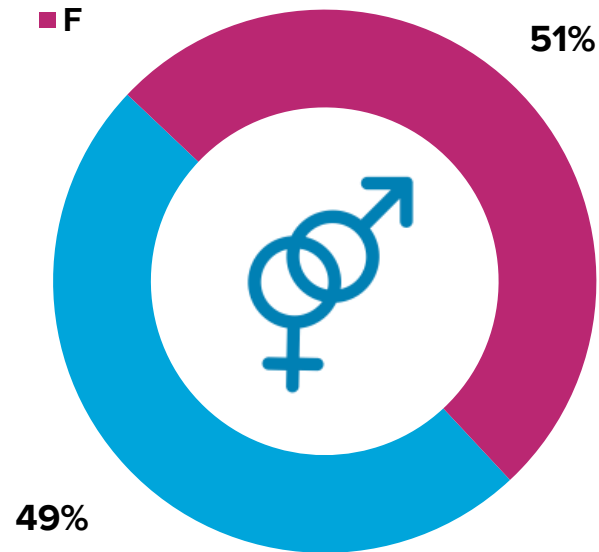
		POLITICAL POSITION						CLOSEST TO
	Total sample	Right	Center right	Center	Center left	Left	Not collocated	ECR
Tackling climate change and protect the environment	20%	8%	24%	21%	39%	26%	11%	12%
Fight against poverty and social inequalities	20%	14%	15%	19%	28%	31%	15%	9%
Tackling terrorism and criminal associations	19%	24%	20%	16%	23%	19%	15%	17%
Fighting for human rights in the EU and worldwide	18%	13%	19%	16%	20%	25%	17%	12%
Tax reduction for all European citizens	16%	22%	19%	18%	18%	9%	11%	16%
Reduce bureaucracy	16%	20%	26%	17%	18%	11%	7%	19%
Improve public health	15%	14%	19%	14%	19%	16%	14%	9%
Tackling financial and political corruption	15%	15%	17%	15%	16%	15%	14%	17%
Fight unemployment/create job opportunities	15%	12%	15%	17%	14%	16%	15%	15%
Economic and commercial development	14%	17%	18%	15%	17%	12%	4%	15%

Sample profile



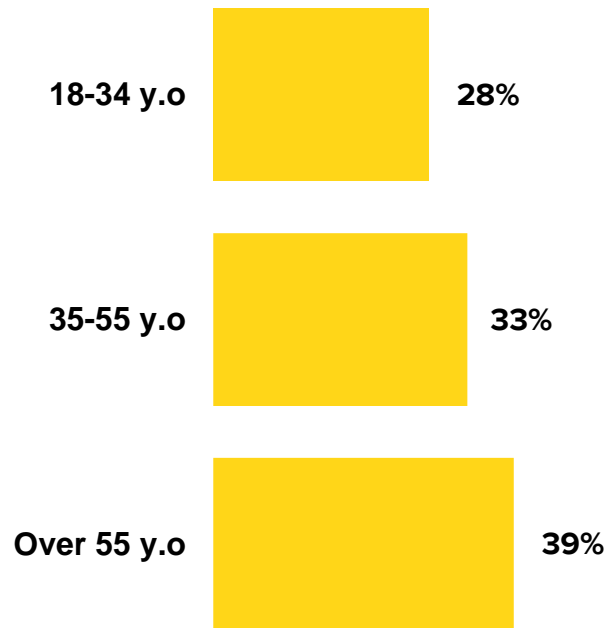
Gender

■ M ■ F



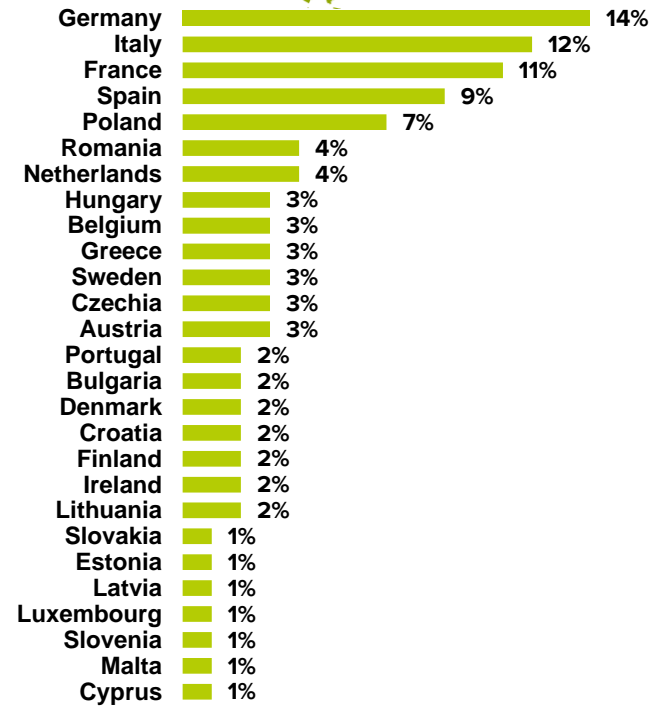


Age



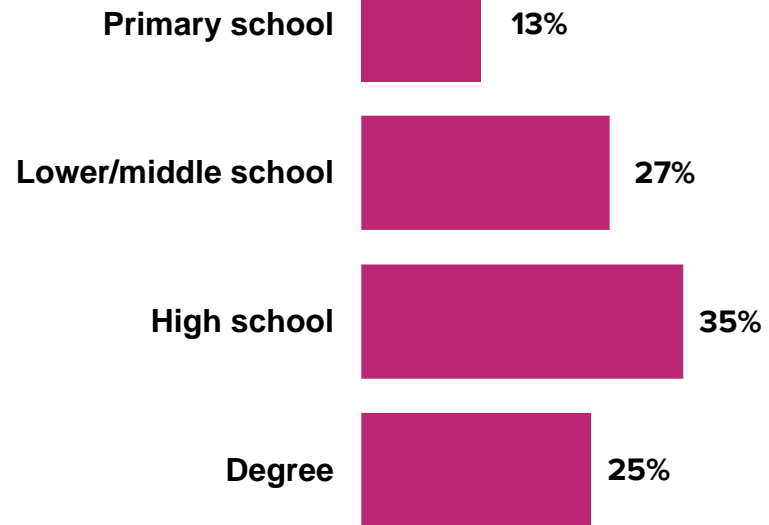


Country





Education





thanks